

Medical Device Repair, Testing and Tracking



Proud to be
a family-run
British company

Instrument Repair and Refurbishment

SMART REPAIR

Our service is the SMART choice - rather than incurring spikes in cost as instruments reach the end of their life, Surgical Holdings will identify those and replace them for the same price as the repair. Customers always know what they're paying, and never get unexpected bills.

We repair instruments to BS5194 where possible, OEM specification in accordance with the recommendations laid out in MHRA 'Managing Medical Devices,' ensuring CE marking remains valid.

What do customers get with SMART REPAIR?



ONLINE PORTAL

Book, manage and monitor repairs online. Direct access to communicate with the repair team keeps customers up-to-date with the progress of their repairs.



REPAIRED

High quality materials are used, providing full traceability as every part is recorded. Replacing instruments is avoided wherever possible.



TESTED

Independent testing helps benchmark repairs against industry standards.



UPCYCLED

If an instrument is not to our high standards or we can't repair it, we will replace it with a brand new one for the cost of a repair*. This ensures continual upcycling of instrument trays.



MARKED

Instruments can be laser marked, encoded and GS1 2D matrix marked at the same time as a repair.



ACCREDITED

Repairs are ISO13485 accredited.



GUARANTEED

Customers receive an industry leading 18 months warranty as standard on all instrument repairs.



INSURED

We carry full product, professional liability and transit insurance.



DELIVERED

Standard turnaround times are 1 week, an express 2 day service is available.



LIFE COST SAVINGS

Instruments are covered for life and will be repaired as many times as needed. This gives exceptional value for money over the lifetime of instruments.



+
Our technicians
manufacture
instruments
from scratch...

+
...which is vital
when knowing how
to effectively service
and repair them

+
So customers
have complete
confidence in
the quality of
our work

Instrument repairs elsewhere may be cheaper, however, the quality of SMART REPAIR is second to none. Our technicians are trained to manufacture instruments rather than simply repair them.

We repair instruments to 'as new' condition as many times as we can. When we can't repair an instrument, we will replace it for the price of a repair. This not only saves money, as instruments aren't bought as often, but it also means instrument trays can be repeatedly upcycled.

SMART REPAIR: Quality, good surgery outcomes, patient safety and saving money

- ✔ High quality service throughout
- ✔ Highly skilled, experienced, technicians
- ✔ Upcycling for instrument trays
- ✔ Genuine long term value, rather than a 'quick fix'
- ✔ Our Repair or Replace Promise offers replacement for cost of repair
- ✔ Surgifix Repair Portal designed to make managing repairs easy and quick
- ✔ Essential Replacement Instrument Packs available





Surgifix Repair Portal


SURGIFIX
ONLINE PORTAL


Designed to make managing repairs easy and quick. Manage and monitor repairs online, and communicate directly with the repairs team.

On the Surgifix Repair Portal customers can:

 View pricing, create quotes, and view the progress of repairs. These can be printed or saved

 Historical endoscope repair reports are available

 Instant notifications allow the repairs team and customers to communicate seamlessly regarding what needs a repair or refurbishment

 Training is available and can be done on a video call if required

+
An easy to use system with up to date information on all repairs



NuTrace Laser Marker



Marking instruments is cost-effective, avoiding mistakes with both hospital-owned instruments and loaners. Markings make it clear which instrument belongs where, or which instrument goes to a set when they all look alike.

UDI Surgical Instruments

For hospitals currently without surgical instrument tracking software, we have developed a way to permanently laser identify any surgical instruments. This visual identification enables theatre staff to easily identify the owner of each instrument.

For hospitals currently using a tracking system, we have developed a unique sequence of numbers recognisable for each tracking system. Instruments, regardless of colour or material, will be easily identifiable within your sterile processing supply chain.









Laser CFR Class 1 - 4 Cabinet

- ✓ Spacious cabin to accommodate large surgical instruments
- ✓ Manual Z-axis for ultra-quick and precise laser marks
- ✓ Built-in Windows Microsoft tablet with all the needed templates inside NuTrace CAD, for quick and easy set up
- ✓ NuTrace R+ Max built-in for quick DataMatrix verification
- ✓ Multiwave length (OD8-1064nm) glass protected front for easy instrument positioning and viewing


Endoscope Repair and Refurbishment

All major brands of rigid endoscope can be repaired at our workshop. Using the latest optical technology, our highly skilled and experienced technicians will return scopes to the manufacturer's original specification. All parts are brand new and have full traceability.


-  **18 month guarantee on the repair**
-  **OEM optical specification followed where possible**
-  **Personal collection and delivery**
-  **Laser welding for sheaths**

-  **ISO 13485 accredited**
As recommended by MHRA* advice around endoscope storage and care
-  **Free educational visits to our scope workshop**
See all our repair facilities

*MHRA Managing Medical Devices – April 2016



Before repair



After repair



Endoscope Re-fibre

Surgical Holdings manufacture their own fibre bundles in house. We cover small and larger diameter scopes and only use high quality German fibre optic material and stainless steel tubing.

Quality components, globally sourced:

- ✓ Medical grade stainless steel tubing
- ✓ German engineered new glass fibre
- ✓ New fibre cone as standard
- ✓ New solderable sapphire distal window
- ✓ New light post colour ring
- ✓ New objective in 95% of cases
- ✓ Replacement 'O' ring to prevent leakage



Scope Audits

Is your scope suitable for use?

Think **TWICE**

TIP

Check the tip of the endoscope for sharpness and any type of damage to the tube such as dents and cracks

WINDOWS

Make sure the windows at the tip and eyepiece are free from dirt and cracks

ILLUMINATION

Hold the scope lightpost to a light source to see if the output is bright and clear at the tip

CLARITY

Look through the eyepiece, is the image clear and free from shadows, dots and lines

ENVIRONMENT

If you think twice and the endoscope isn't suitable for use then think of the environment and repair instead of replace

Can we help with your auditing?

Our auditing service includes a comprehensive report on the condition of scopes inspected and advice on how to avoid unnecessary repairs.

Orthopaedic Power Tool Repair

When a power tool fails, it is easy to conclude that it needs to be replaced. Often this isn't the case. With the right expertise, these tools can be repaired, returning it to full working condition.

We can all do our bit to go greener and help the environment. By opting to repair over replace, we take the best approach for global sustainability and make the smart choice for your budget too.

Our repairs are carried out by our highly skilled, experienced technicians, so you can be fully confident in the quality of the repair. Our specialists are well practiced in the repair of all the major brands of power tools.



Specialists in repair of Stryker System 6, 7 and 8 Power Tools

Repairs cover:

- ✓ Performance testing
- ✓ Interior cleaning
- ✓ Replacement of bearings, 'O' rings, controller, motor and yoke
- ✓ Lubricate, function and safety test

We also repair other brands of battery hand pieces and all common pneumatic handpieces and hoses including Hall, Microaire and 3M.



Ultrasound Probe Repair

In partnership with



Save up to 60% on the costs of your ultrasound probes with our expert repair service vs buying new

Surgical Holdings are partnered with Revitech, one of the leading specialists in ultrasound probe repair. This means you can enjoy peace of mind with high-quality expert repairs, plus the cost savings and environmental benefits of not buying new kit.



Easy repair process:

Request a repair pick up via Surgifix or email



Receive loan probe (if required)



Device for repair is collected



Quote raised



Repair work carried out and device returned



Loan unit returned

Revitalised technology

Our repair service covers:

- ✓ Standard probes
- ✓ Mechanical and 3D/4D probes
- ✓ TOE probes
- ✓ Probes with matrix technology

All top brands repaired:

- Philips
- GE Healthcare
- Siemens Healthineers
- Canon/Toshiba
- Samsung
- Hitachi
- BK Medical
- Mindray



**NEXT-DAY
LOAN SERVICE
AVAILABLE**



**12 MONTHS
WARRANTY**



**ISO: 13485
CERTIFIED**



**THE MORE
SUSTAINABLE
OPTION**

Insulation Tester Diateg Professional



All over the world, faulty insulation on endoscopic instruments regularly causes accidents which can lead to tissue damage and which can cause temporary or permanent injury to the patient. In the worst case scenario, fatalities may occur.

Studies^{1,2} in hospitals have shown that 18% of the endoscopic instruments used in the hospitals which participated in the trial had damaged insulation.

In addition to standard safety procedures, a diathermy tester can eliminate any possible doubt regarding the integrity of the insulation layer on electrosurgical instruments. This device detects damage, porosity, hairline cracks, pinholes and gas pockets, which all affect the efficacy of the insulation and can lead to internal burns.

The Benefits

- ✓ Discovers the smallest defects in the instrument insulation
- ✓ Testing reduces the risk of an accident during surgery
- ✓ Display with audiovisual alarm
- ✓ Touchscreen, simple and safe to operate
- ✓ Testing of mono- and bipolar instruments



1. Casseress YA, Albayrak A, Kijkopraties beeld. Tussenrapportage. (Endoscopic Surgery in Focus. Interim Report.) 5th March 2003 NVEC and TU Delft
2. Prof. Dr. G. van der Wal, Risico's minimal invasieve chirurgie onderschat. (Risks of Minimally Invasive Surgery Underestimated.) November 2007

In a number of British hospitals, central sterilization departments have decided to use the Diathermy Tester because:

- An accurate, fast and non-destructive testing method for the detection of damage
- The device is compact, portable and easy to operate
- The device facilitates testing of diathermy testers with different diameters
- Fault display via audiovisual signals
- An attractive price/performance ratio
- Enhanced safety during surgery

Technical Features:

- ✓ CE tested
- ✓ Non-destructive procedure
- ✓ Compact, light-weight and portable
- ✓ Microprocessor-controlled
- ✓ Operation by touchscreen and membrane switch
- ✓ Secure battery operation
- ✓ Easy to clean housing
- ✓ 4 available test programs

The DIATEG professional insulation tester is supplied with the following accessories:

- Diathermy Tester with Touchscreen
- Mains adapter
- Testcables, 2 pcs.
- Universal clamp
- Operator manual
- Test certificate



Insulation tester DIATEG



Testcables



Universal clamp

Light Guide Cable and Endoscope Testing Solution



Introducing the MedZense LG20-e

Minimally Invasive Surgeries (MIS) depend heavily on dedicated medical instruments and devices such as light guide cables and endoscopes to successfully perform procedures. During MIS procedures, it is crucial for the surgeon to have good visibility. Damaged cables and endoscopes often produce low light transmission and/or low contrast due to the composition of the light transmitted.

The MedZense LG20-e is a universal light transmission testing solution supporting all major fittings of light guide cables and endoscopes with a diameter up to 10mm. It is the first light transmission testing solution allowing hospitals to objectively and efficiently assess the light transmittance quality across the visible light spectrum.

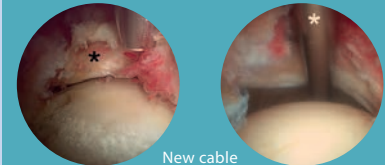
This allows the CSSD to identify which component of the endoscopic system is not performing. Light guide cables are often blamed for bad light but often the light transmission of endoscopes is deteriorated.

Regularly testing your light guide cables and endoscopes prevents low quality medical instruments reaching the OR, resulting in better light and contrast for the surgeon and ultimately decreasing patient risks, delays and costs.

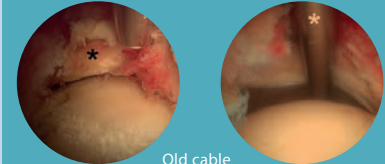


Glass Fiber Color Loss

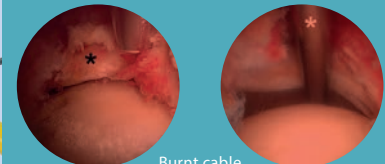
Effect of color loss (digital simulation)



New cable
R: 100% G: 90% B: 80%



Old cable
R: 100% G: 70% B: 50%



Burnt cable
R: 100% G: 50% B: 40%

The Benefits

- ✓ Objective quantitative quality measures for light guide cables and endoscopes
- ✓ Increased quality of MIS instruments used in procedures, improving patient safety
- ✓ All major types of fittings are supported
- ✓ Test light transmission across the full visible light spectrum
- ✓ Test rigid endoscopes with a diameter between 2.7mm and 10mm
- ✓ Easy to use ergonomics
- ✓ Adjustable acceptance and rejection criteria

+

The optional ENDOEYE testing feature allows you to test the light transmission of your ENDOEYE video laparoscopes, which deteriorates significantly over time

The MedZense LG20-e can be connected via USB to the MedZense IQM (Instrument Quality Management) Platform to collect and analyse the test results on instrument level.

The MedZense IQM Platform consists of:






- MedZense IQM Software, including the Web App & Test Client
- Connects to up to two testing devices
- More devices can be connected upon request

Devices integrated in the MedZense IQM Platform:

- MedZense LG20-e
- Datamatrix Scanner
- Diateq Professional (Coming Soon)



Instrument Sales

-  Reusable Instruments
-  Light Leads
-  DIN Baskets & Containers
-  Sterile Packed K-Wires
-  Custom-made Instruments

Refurbish & Repair

-  Surgical Instruments
-  Laparoscopic Instrumentation
-  Electrosurgery Devices
-  Rigid Endoscopes



Surgical Holdings Parkside Centre, Temple Farm Ind. Est., Southend-on-Sea, Essex, SS2 5SJ, UK
E. info@surgicalholdings.co.uk T. +44 (0)1702 602050
surgicalholdings.co.uk

